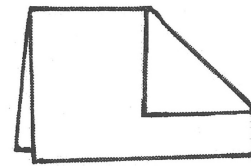



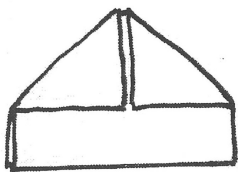
How to fold the ark




Begin with a sheet of A4 paper.

Fold the paper in half.

Fold the top right-hand corner into the centre.




Fold the top left-hand corner into the centre.



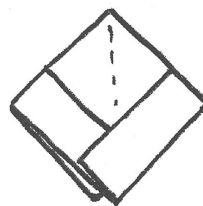
Fold one flap upwards.



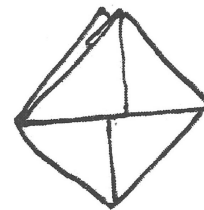
Fold the second flap upwards.



Place your thumbs inside the paper. Pull outwards and ...



... flatten the paper.



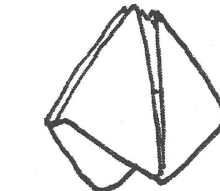
Fold one flap up from the bottom.



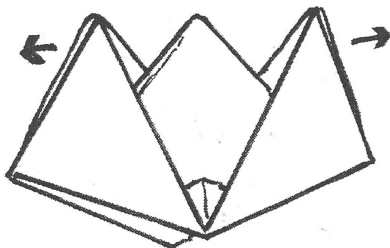
Turn the paper over and fold the second flap upwards.



Place your thumbs inside the paper. Pull outwards and ...




.. flatten the paper.



Pull the ends outwards.

Now ... put your thumbs in the middle of the boat and pull the paper outwards.



You should now have a paper ark!

